



# CLASSIC

CHANGING THE GAME  
FOR DUCTED AIR CONDITIONING



  
**ActronAir®**  
Australian for air conditioning™

# At ActronAir, we see air conditioning differently.



ActronAir has been designing and building air conditioning systems, for Australia's unique and demanding conditions, since 1984.

After all, when you live in one of the harshest climates on earth, you need a system that's built to handle it.

For virtually any application, there is simply no better solution than an ActronAir air conditioning system.

## Ducted Air Conditioning.

There's nothing like ducted air conditioning to deliver year-round comfort to your home and family.

ActronAir ducted systems are engineered to operate at temperatures from as low as -10°C and up to 50°C.

That's why you can rely on an ActronAir system to continue performing even on the hottest summer days.

ActronAir. It's Australian for air conditioning.

## CLASSIC

Enjoy high performance, reliability and year round classic comfort.

## Enjoy year-round Classic Comfort


Every home and office is different, and choosing an air conditioner isn't a decision to be taken lightly.

That's because factors like the size of your house, how many rooms it has, and whether it's one or multi-storey are just a few of the variables that can impact an air conditioner's efficiency and running costs.

When you choose the comfort of an ActronAir system, you have peace of mind in year-round reliability and performance. After keeping you cool all summer, your ActronAir ducted system can switch effortlessly to the reverse cycle to keep you warm and cosy all winter.

ActronAir's Classic reverse cycle ducted air conditioning uses standard cycling technology to heat or cool your whole house or just a few zones.

There's even an optional two-piece fan coil system that allows the indoor unit to fit into homes with difficult, tight roof spaces.



### Indoor Unit

The indoor unit tucks neatly into the ceiling, out of sight and out of mind.



### Two Piece Fan Coil

Optional two piece fan coil is available for tight roof spaces in selected Classic models.



### Master Controller

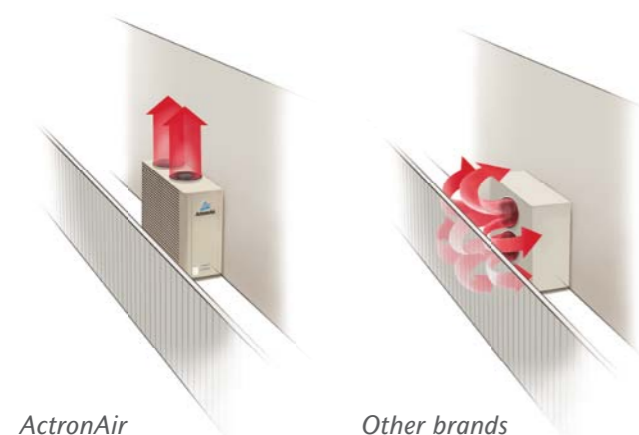
The slimline Master Controller features a backlit display and easy to use 8-zone integrated touch pad.



# Engineered to perform in one of the harshest climates on Earth.

## Vertical Discharge

ActronAir Vertical Discharge units release hot air upwards for improved air circulation around the outdoor unit resulting in improved performance, especially on hot days.

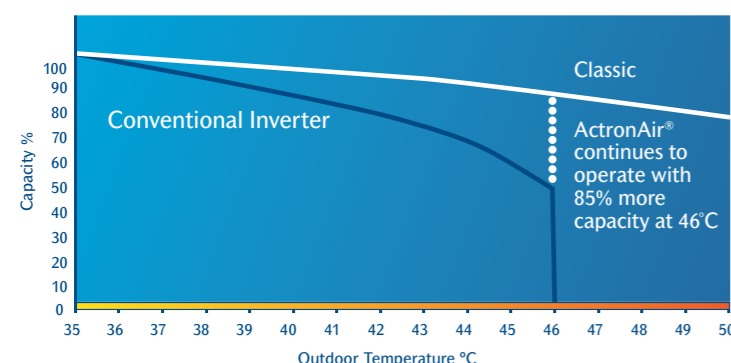


## Powerful cooling when you need it most

ActronAir understands the requirements of the harsh Australian climate, and that's why all its systems are engineered to survive extreme conditions.

Heatwave conditions are unpredictable and may last several days or even weeks during summer. But even while air temperature may be 43°C, your air conditioner could be in a position where the temperature reaches as high as 50°C.

Most systems are only designed to a maximum operating range of 43-46°C, and have inbuilt safety mechanisms that reduce output in extreme conditions. Discovering that your system has effectively stopped working during a heatwave would be an unpleasant surprise to say the least!



## Built to last

The ActronAir designed louvre grille guard is engineered for better airflow around the heat exchanger, and protects it from different weather conditions and other elements.

The outdoor unit is powder coated and engineered to withstand 1000 hours salt spray exposure as per AS/NZS4506: 2005

## ActronConnect (optional)

You can wirelessly control your ducted air conditioner whether at home or away using your mobile phone or PC.

ActronConnect features include:

- Turn your air conditioner on or off
- Turn Zones on or off
- Adjust temperatures and fan speeds
- Mimic logic



## High efficiency Inverter fan technology

Fitted standard in the ActronAir Classic range (except SRA260), the fans' Electronically Commutated Motor (ECM) delivers superior performance coupled with considerable energy savings.

The EC fan features include:

- Quiet starting and stopping
- Smooth operation over the full 3-speed range
- Minimised "cold draft" effect in Winter
- 20% more efficiency than a DC motor



## Advanced controls

ActronAir designs and manufactures the system in Australia, including the electronic controls, which ensures each system is fully integrated.


In other words, when you touch the slimline keypad there is no disconnection between your instructions and the technology that air conditions your home. It's completely seamless.

Standard Master Controller features include:

- Easy to use 8-zone integrated touch pad
- Slimline design to suit most interiors
- Auto/Heat/Cool changeover
- On board temperature sensor
- 0.5°C temperature increments for more precise control
- 3 speed fan
- 7 Day programmable time clocks
- 24 Hour programmable timer
- Smart defrost function
- Preheat Delay function
- Cool white backlight
- Compatible with home automation for remote on/off control
- Optional secondary controller with mimic logic
- Optional secondary temperature sensor



# Comfort you can depend on.



ActronAir is an Australian owned and managed company. So you'll never have to look far for spare parts or product support.

Furthermore, the ActronAir National Service Network is always available to provide quick and reliable service where and when it's needed.

A substantial 5-year residential warranty provides even more peace of mind.

## Insist on an ActronAir Specialist.

Every home is different and your ActronAir specialist will advise you on the best configuration to suit your lifestyle.

An ActronAir specialist is also qualified to install your air conditioning system quickly and safely, and provide the best ongoing service should you need maintenance, spare parts or advice.

## Insist on ActronAir Genuine Parts.

Your ActronAir Specialist can provide you with genuine ActronAir parts and accessories for peace of mind and years of trouble free options.





## Classic Split Ducted Standard Cycling (Single Phase)

Technical Information						
OUTDOOR MODEL		SRE091C	SRA101C	SRA131C	SRA151C	SRA171C
INDOOR MODEL		SRG091E	SRG101E	SRG131E	SRG151E	SRG171E
Nett (Rated) Capacity (kW) (AS/NZS3823.1.2)	Cooling	9.00	10.16	12.24	14.97	16.80
	Heating	8.50	10.62	12.17	15.12	17.57
Input Power (kW) (AS/NZS3823.1.2)	Cooling	2.77	3.08	3.75	4.56	5.15
	Heating	2.43	2.96	3.34	4.16	4.76
<sup>2</sup> EER Rated (AS/NZS3823.1.2)	Cooling	3.25	3.30	3.26	3.28	3.26
<sup>3</sup> COP Rated (AS/NZS3823.1.2)	Heating	3.50	3.59	3.64	3.63	3.69
Power Supply (V / Ph / Hz)	Outdoor	230V / 1Ph + N / 50Hz				
	Indoor	230V / 1Ph + N / 50Hz				
Rated Load Amps (AS/NZS3823.1.2)	Outdoor / Indoor / Total	9.5 / 2.8 / 12.3	10.9 / 2.8 / 13.7	13.9 / 3.8 / 17.7	17.7 / 2.5 / 20.2	19.7 / 4.3 / 24.0
Full Load Amps (AS/NZS3823.1.2)	Outdoor / Indoor / Total	14.2 / 3.5 / 17.7	20.5 / 3.5 / 24.0	23.1 / 4.3 / 27.4	24.0 / 4.3 / 28.3	30.7 / 4.3 / 35.0
<sup>4</sup> Circuit Breaker Amps (Suggested)		20.0	25.0	32.0	32.0	40.0
IP Rating	Outdoor	IP44				
	Indoor	IP20				
Compressor	Type / No. per Unit	Compliant Scroll / 1				
	Starting Method	Soft Starter				
No. Refrigeration Circuits/No. Capacity Stages (Capacity range)		1/1 (100% capacity)				
Refrigerant		R410a				
Fans (Type x Number per unit)	Outdoor	Axial x 1	Axial / 6 Pole External Rotor / Direct Drive x 2			
	Indoor	Single Deck Centrifugal / ECM Direct Drive x 1		Twin Deck Centrifugal / ECM Direct Drive x 1		
Airflow Range Indoor (l/s)	Maximum	520	575	750	880	900
	Nominal	450	500	650	770	850
	Minimum	380	425	590	690	770
External Static Pressure (Pa) at:	Maximum Airflow	108	62	120	120	116
	Nominal Airflow	153	141	206	218	164
Outdoor Dimensions (mm)	Depth	370	535	580	580	580
	Height	805	940	990	990	1045
	Width	1000	1245	1320	1320	1460
Indoor Dimensions (mm)	Depth	595	595	615	615	615
	Height	410	410	412	412	412
	Width	850	850	1090	1290	1290
<sup>5</sup> Nominal Weight (kgs)	Outdoor	83	119	135	136	176
	Indoor	41	41	56	59	60
Field Pipe Size	Liquid Pipe - mm (inch)	9.52 (3/8)	9.52 (3/8)	9.52 (3/8)	9.52 (3/8)	9.52 (3/8)
	Gas Pipe - mm (inch)	15.90 (5/8)	15.90 (5/8)	19.05 (3/4)	19.05 (3/4)	19.05 (3/4)
<sup>6</sup> Sound Pressure Level (dBA)	Outdoor (low/high fan)	50 / 52	47 / 50	50 / 52	50 / 52	52 / 54
<sup>7</sup> Sound Power Level (dBA)	Outdoor (low/high fan)	67 / 69	64 / 67	67 / 69	67 / 69	69 / 71
MEPS Certified		Yes	Yes	Yes	Yes	Yes

Control Features					
LM7 Wall Controller (8 Zone)	Included	Included	Included	Included	Included
LM24W Wall Controller (8 Zone) - Secondary Master Controller	Optional	Optional	Optional	Optional	Optional
Remote Temperature Sensor	Optional	Optional	Optional	Optional	Optional
Home Automation / Remote ON / OFF Capability	Yes	Yes	Yes	Yes	Yes
Manual Inputs Capable for Third Party Control	Optional	Optional	Optional	Optional	Optional
Maximum Number of Zones	8	8	8	8	8
ActronConnect module for wireless control	Optional	Optional	Optional	Optional	Optional

### Foot Notes

- For pipe runs 0-20m smaller pipe sizes can be used. Refer to catalogue for more details.
  - EER Rated = Energy Efficiency Ratio (Rated Capacity Cooling / Rated Input Cooling).
  - COP Rated = Coefficient of Performance (Rated Capacity Heating / Rated Input Heating).
  - Recommended circuit breaker size. This should be used as a guide only. Refer to AS/NZS 3000 "Australian/New Zealand Wiring Rules" for more details.
  - Refer to Catalogue Unit Weight Distribution Guide section for details of weight points.
  - Sound Pressure Level at 3m distance is determined as the measured sound pressure at 3m perpendicular to the coil side of the condenser.
  - Determination of Sound Power Levels of Noise Sources, AS1217.2 - Precision Methods for Broad-Band Sources in Reverberation Rooms.
- Important Notes:**
- The Local Electricity Supply Authority may require limits on - starting current, running current and voltage drop, please check prior to purchase.
  - When the outdoor temperature exceeds the rated conditions, the cooling/heating capacities may decrease the rated nett values.
  - Specifications subject to change without notice.



## Classic Split Ducted Standard Cycling (Three Phase)

Technical Information							
OUTDOOR MODEL		SRA133C	SRA153C	SRA173C	SRA203C	SRA233C	SRA260C
INDOOR MODEL		SRG131E	SRG151E	SRG171E	SRG201E	SRG231E	SRA260E
Nett (Rated) Capacity (kW) (AS/NZS3823.1.2)	Cooling	12.40	14.68	16.99	19.06	22.35	24.00
	Heating	12.30	15.00	17.92	19.34	23.00	25.50
Input Power (kW) (AS/NZS3823.1.2)	Cooling	3.68	4.43	5.04	5.86	6.59	7.65
	Heating	3.24	3.95	4.58	5.23	6.15	7.55
<sup>2</sup> EER Rated (AS/NZS3823.1.2)	Cooling	3.37	3.31	3.37	3.25	3.39	3.14
<sup>3</sup> COP Rated (AS/NZS3823.1.2)	Heating	3.80	3.80	3.91	3.70	3.74	3.38
Power Supply (V / Ph / Hz)	Outdoor	400V / 3Ph + N / 50Hz					
	Indoor	230V / 1Ph + N / 50Hz					
Rated Load Amps (AS/NZS3823.1.2)	Outdoor / Indoor / Total	6.3 / 3.2 / 9.5	7.1 / 4.2 / 11.3	8.7 / 4.1 / 12.8	9.0 / 4.5 / 13.5	12.0 / 4.8 / 16.8	13.7 / 4.6 / 18.3
Full Load Amps (AS/NZS3823.1.2)	Outdoor / Indoor / Total	8.3 / 4.3 / 12.6	11.7 / 4.3 / 16.0	12.3 / 4.3 / 16.6	13.9 / 5.9 / 19.8	15.9 / 6.4 / 22.3	18.6 / 4.9 / 23.5
<sup>4</sup> Circuit Breaker Amps (Suggested)		16.0	20.0	20.0	20.0	25.0	25.0
IP Rating	Outdoor	IP44					
	Indoor	IP20					
Compressor	Type / No. per Unit	Compliant Scroll / 1					
	Starting Method	D.O.L.					
No. of refrigeration Circuits/No of capacity stages (Capacity range)		1/1 (100% capacity)					
Refrigerant		R410a					
Fans (Type x Number per unit)	Outdoor	Axial / 6 Pole External Rotor / Direct Drive x 2					
	Indoor	Twin Deck Centrifugal / ECM Direct Drive x 1					Twin Deck Centrifugal / 4 Pole Direct Drive x 1
Airflow Range Indoor (l/s)	Maximum	750	880	900	1150	1380	1452
	Nominal	650	770	850	1000	1200	1320
	Minimum	590	690	770	900	1020	1122
External Static Pressure (Pa) at:	Maximum Airflow	120	120	116	146	110	135
	Nominal Airflow	206	218	164	188	178	200
Outdoor Dimensions (mm)	Depth	580	580	580	580	685	685
	Height	990	990	1045	1045	1105	1105
	Width	1320	1320	1460	1460	1685	1685
Indoor Dimensions (mm)	Depth	615	615	615	680	695	695
	Height	412	412	412	435	485	485
	Width	1090	1290	1290	1420	1470	1470
<sup>5</sup> Nominal Weight (kgs)	Outdoor	133	135	174	185	200	245
	Indoor	56	59	60	76	90	90
Field Pipe Size	Liquid Pipe - mm (inch)	9.52 (3/8)	9.52 (3/8)	9.52 (3/8)	<sup>1</sup> 12.70 (1/2)	12.70 (1/2)	15.90 (5/8)
	Gas Pipe - mm (inch)	19.05 (3/4)	19.05 (3/4)	19.05 (3/4)	<sup>1</sup> 22.22 (7/8)	25.40 (1)	25.40 (1)
<sup>6</sup> Sound Pressure Level (dBA)	Outdoor (low/high fan)	50 / 52	50 / 52	52 / 54	52 / 54	55 / 59	55 / 59
<sup>7</sup> Sound Power Level (dBA)	Outdoor (low/high fan)	67 / 69	67 / 69	69 / 71	69 / 71	71 / 75	71 / 75
MEPS Certified		Yes	Yes	Yes	Yes	Yes	Yes

Control Features						
LM7 Wall Controller (8 Zone)	Included	Included	Included	Included	Included	Included
LM24W Wall Controller (8 Zone) - Secondary Master Controller	Optional	Optional	Optional	Optional	Optional	Optional
Remote Temperature Sensor	Optional	Optional	Optional	Optional	Optional	Optional
Home Automation / Remote ON / OFF Capability	Yes	Yes	Yes	Yes	Yes	Yes
Manual Inputs Capable for Third Party Control	Optional	Optional	Optional	Optional	Optional	Optional
Maximum Number of Zones	8	8	8	8	8	8
ActronConnect module for wireless control	Optional	Optional	Optional	Optional	Optional	—

### Rated Conditions:

Cooling: 35°C DB Outdoor / Air Entering Indoor 27°C DB, 19°C WB  
Heating: 7°C DB, 6°C WB Outdoor / Air Entering Indoor 20°C DB

### Ducted System Operating Range:

Cooling: 15°C DB to 50°C DB Outdoor / Air Entering Indoor 29°C DB  
Heating: -10°C DB to 21°C DB Outdoor / Air Entering Indoor 21°C DB

### Warranty:

For full terms and conditions of ActronAir warranty, please refer to warranty terms document - [www.actronair.com.au](http://www.actronair.com.au)

\*Note: ECM Fan not used with SRA260E





**ActronAir®**

Australian for air conditioning™

General Enquiries

[www.actronair.com.au](http://www.actronair.com.au)

1300 522 722